

Ordering Arcora Foundation Materials

Arcora Foundation has a wide variety of printed oral health education materials to share. Follow these steps to access our online portal and order free print materials for your Washington state organization.

Note: If you ordered print materials from Arcora Foundation between 2017 and 2021, you likely have an account waiting for you. You should have received an activation email for this account in March 2022. If you did not receive an email or did not complete the activation process at that time, please email info@arcorafoundation.org. We will assist in setting up your account.

Access the Portal

- Access the online portal by going to the [Educational Materials](#) page on the Arcora Foundation website.
- Click the “Order Printed Materials” button, which will take you to the portal login.

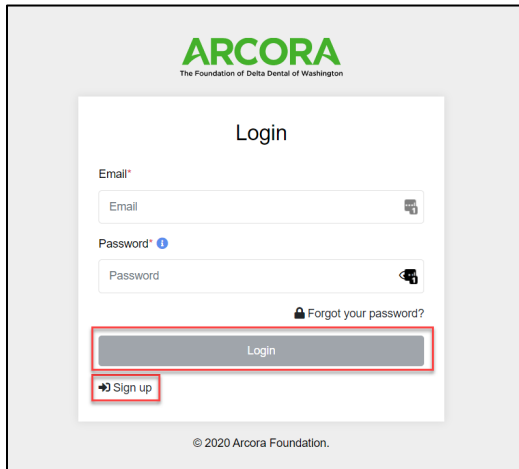
The screenshot shows the Arcora Foundation website. At the top, the logo reads "ARCORA Foundation Bending the Arc of Oral Health Toward Equity". The navigation menu includes "Our Work", "Who We Are", "Professional Training", "Grants", "Data and News", and "Educational Materials", which is highlighted with a red box and a red arrow. Below the navigation is a banner image of four diverse children smiling, with the text "Educational Materials" overlaid. Underneath the banner is a green rounded rectangle containing the text "Printed Education Materials". Below this, there is a white box with text: "We have a wide variety of printed oral health education materials to share. Follow the link below to see the variety of materials available: brochures, posters, and info cards. You will have the option of sorting by intended audience and viewing a PDF of the piece before you order. When ready, you can select the quantity you need, and place your order online." To the right of this text are four sample materials: "You're Healthier With a Healthy Mouth", "Baby teeth are important.", "Baby Teeth Matter", and "SEALANTS MAKE YOUR CHILD'S WHOLE BODY HEALTHIER". At the bottom left of the white box are two buttons: "Order Printed Materials" (highlighted with a red box and arrow) and "View Printed Materials".

Log In or Create Account

All users are required to have an account to order print materials from Arcora Foundation. This account will save your order history and shipping information to make routine ordering more efficient. If you only wish to view our library of materials, you can do so here:

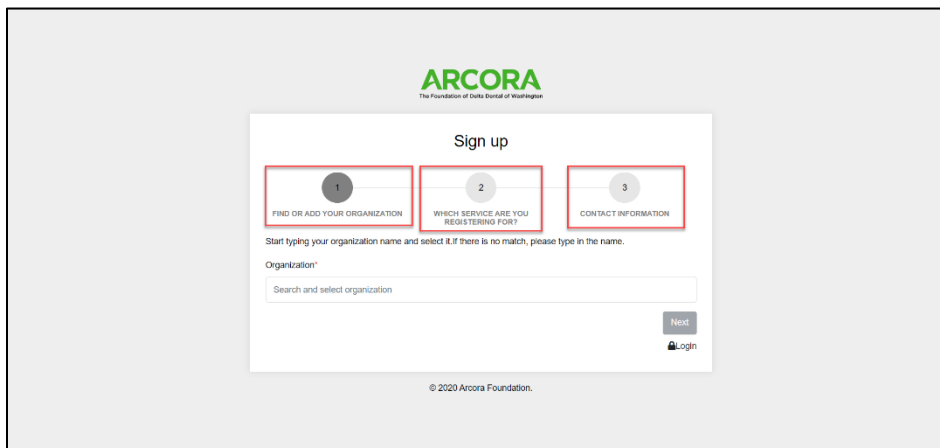
<https://arcorafoundation.org/educational-materials/brochures/>

- [Log in](#) to your account.
- If you do not have an account yet, choose “Sign up” and follow the process below.



The screenshot shows the Arcora Foundation Login page. At the top is the Arcora logo with the tagline "The Foundation of Delta Dental of Washington". Below the logo is the heading "Login". There are two input fields: "Email*" and "Password*", each with a small icon to its right. Below the password field is a link that says "Forgot your password?". A large grey button labeled "Login" is highlighted with a red box. Below the "Login" button is a smaller button labeled "Sign up" with a right-pointing arrow, also highlighted with a red box. At the bottom of the page is the copyright notice "© 2020 Arcora Foundation."

- Complete the required fields in all 3 steps. These steps ask you to:
 1. Add or select your organization from the drop-down list.
 2. Choose your preferred service (Brochure Order).
 3. Add your contact information.

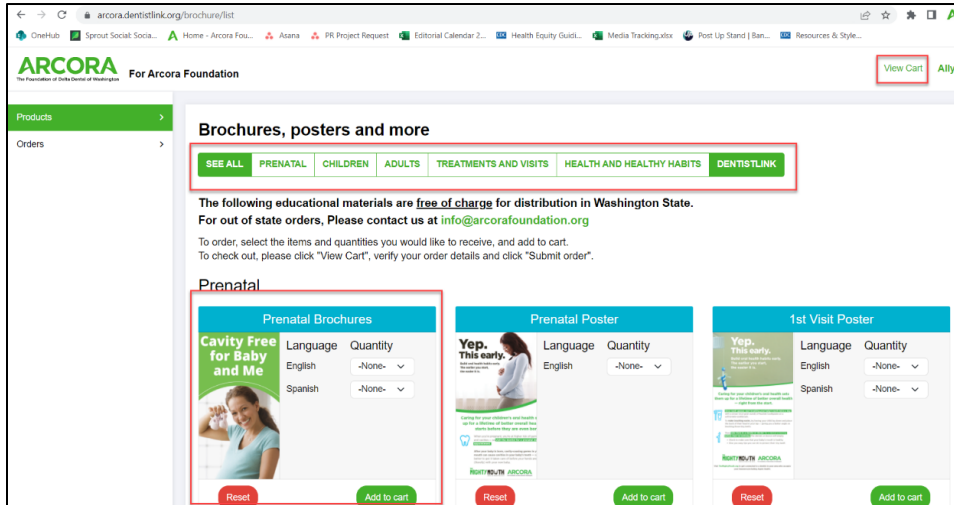


The screenshot shows the Arcora Foundation Sign up page. At the top is the Arcora logo with the tagline "The Foundation of Delta Dental of Washington". Below the logo is the heading "Sign up". There are three numbered steps in a row, each in a box: 1. "FIND OR ADD YOUR ORGANIZATION", 2. "WHICH SERVICE ARE YOU REGISTERING FOR?", and 3. "CONTACT INFORMATION". Below the steps is the text "Start typing your organization name and select it. If there is no match, please type in the name." There is an input field labeled "Organization*" with the placeholder text "Search and select organization". To the right of the input field are two buttons: "Next" and "Login". At the bottom of the page is the copyright notice "© 2020 Arcora Foundation."

- Once complete, click the “Sign up” button at the bottom of the screen.
- You will then receive an activation email to complete the sign-up process. Follow the link in the email to confirm your account and log in. The email will come from info@arcorafoundation.org.

Order Materials

- Use the top filter to find materials based on topic, or scroll to see all materials on one page.
- Under your desired material, use the drop-downs to choose quantities of each language.
- Click “Add to Cart.”



- **To review and submit your order**, click “View Cart” in the upper right corner.
 - Your Order Contact Info will automatically populate.
 - Add your Order Shipping Info.
 - Click “Submit order.” Your order will arrive within one month of your order.

Order Confirmation

Order Contact Info

First Name * Ally

Last Name * Butler

Email *

Phone *

Order Shipping Info

Organization Arcora Foundation

Shipping Address *

City *

Zipcode *

want to update address in profile?

Order Details

Products	Language	Quantity	Action
Prenatal Brochures	English	100	
Prenatal Brochures	Spanish	100	
Prenatal Poster	English	5	

Cancel order
Edit order
Submit order